



MRA SECURITIES LIMITED
STATEMENT OF PROFIT OR LOSS
FOR THE YEAR ENDED SEPT 30, 2019

	Note	Rupees 30-09-2019	Rupees 30-09-2018
REVENUE			
Operating revenue	19	52,310,975	77,006,057
Capital gain on sale of securities		23,327,698	26,649,337
Unrealised loss on remeasurement of investments		(88,934,931)	(38,082,376)
		(13,296,258)	65,573,018
Administrative expenses	20	(37,350,756)	(40,969,701)
Finance cost	21	(10,932,363)	(7,174,461)
		(48,283,119)	(48,144,161)
Operating profit		(61,579,377)	17,428,856
Other charges	22		
Other income	23	5,562,452	24,002,
Profit before taxation		(56,016,925)	41,431,648
Taxation	24	(6,700,900)	(5,359,553)
Profit after taxation		(62,717,825)	36,072,095
Earnings per share - basic and diluted	25	- (0.84)	1.42

The annexed notes from 1 to 36 form an integral part of these financial statements.



Chief Executive


Director

MRA SECURITIES LIMITED
STATEMENT OF FINANCIAL POSITION
AS AT SEP 30, 2019

ASSETS	Note	Rupees 30-09-2019	Rupees 30-09-2018
NON-CURRENT ASSETS			
Property & equipment	4	36,923,373	26,331,218
Intangible assets	5	2,500,000	2,500,000
Long term investment	6	-	25,922,657
Investment property	7	5,454,880	6,060,978
Long term advances & deposits	8	610,000	1,910,000
		45,488,253	62,724,853
CURRENT ASSETS			
Trade receivables	9	232,160,795	229,642,816
Receivable against margin financing	10	275,466,815	453,774,246
Advances, deposits, pre-payments & other receivables	11	342,269,091	438,122,220
Short term investments	12	483,832,738	180,146,242
Cash & bank balances	13	27,033,848	28,518,180
		1,360,763,287	1,330,203,704
TOTAL ASSETS		1,406,251,540	1,392,928,557
EQUITY AND LIABILITIES			
CAPITAL AND RESERVES			
Authorized Capital			
100,000,000 (2018: 40,000,000) ordinary shares of Rs. 10/- each		1,000,000,000	100,000,000
Issued, subscribed and paid-up capital	14	750,000,000	750,000,000
Unappropriated profit		33,929,774	100,106,131
Unrealised gain on revaluation of available for sale investments		-	6,670,967
		783,929,774	856,777,098
LIABILITIES			
NON-CURRENT LIABILITIES			
Long term loan	15	100,000,000	
CURRENT LIABILITIES			
Short term running finance - secured	16	265,214,483	208,239,108
Trade payables	17	151,602,237	188,487,356
Accrued expenses & other liabilities		105,505,046	139,424,995
		522,321,766	536,151,459
CONTINGENCIES AND COMMITMENTS	18		
TOTAL EQUITY AND LIABILITIES		1,406,251,540	1,392,928,557

The annexed notes from 1 to 36 form an integral part of these financial statements.


 Chief Executive


 Director